

MONTHLY REPORTS – June 2024

Service Development

Transportation and Maintenance

Customer Service and HARTPlus Eligibility Report

Capital Development

Procurement Tracking

Risk Department

Communications and Marketing

Human Resources

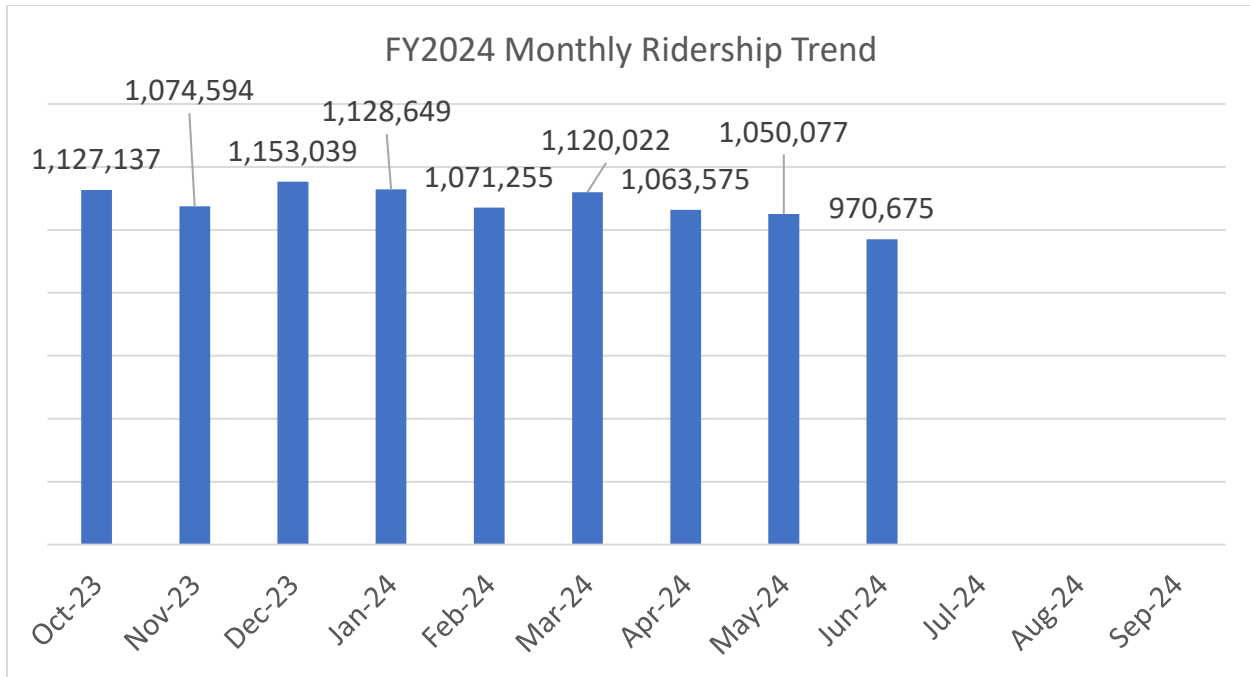
Safety, Security and Training

Information Technology

Finance

Service Development

FY2024 Ridership – All Modes



Fixed Route, Paratransit, and Streetcar Ridership		
Fixed Route Bus		850,620
TECO Streetcar		99,438
ADA Paratransit		12,721
Taxi Voucher		7,896
	Total - All Modes	970,675
Wheelchairs on Fixed Route		2,516
Bikes on Buses		9,795

Fixed-Route Bus Average Daily Ridership

Weekday	32,492
Saturday	22,101
Sunday	18,055

Streetcar Average Daily Ridership

Monday-Thursday	2,659
Friday	3,611
Saturday	4,948
Sunday	3,542

On-Time Performance (OTP)

Bus	74.60%
Total Trips / Trips Completed %	40,950 / 99.87%
Paratransit	98.96%
Drop-off	98.96%
Pick-up	89.95%
Total Trips / Trips Completed %	11,502 / 79.53%
Streetcar	99.53%
Total Trips / Trips Completed %	4,302 / 99.86%

Transportation & Maintenance

Preventative Maintenance Safety Inspections	Goal	Actual
<i>Bus PM Compliance</i>	85%	98.78%
<i>Para & Flex PM Compliance</i>	85%	100%
Fixed Route Chargeable Vehicle Failures	Goal	Actual
<i>Mean Distance Between Failures</i>	6,000 Miles	4,234
<i>Mean Distance Between Major Mechanical Failures</i>	15,000 Miles	9,425
Paratransit & Flex Chargeable Vehicle Failures	Goal	Actual
<i>Mean Distance Between Failures</i>	5,000 Miles	8,046
<i>Mean Distance Between Major Mechanical Failures</i>	20,000 Miles	32,186
Fleet Availability	Goal	Actual
<i>Fixed Route AM Fleet Availability</i>	80%	81%
<i>Paratransit & Flex AM Fleet Availability</i>	70%	66%

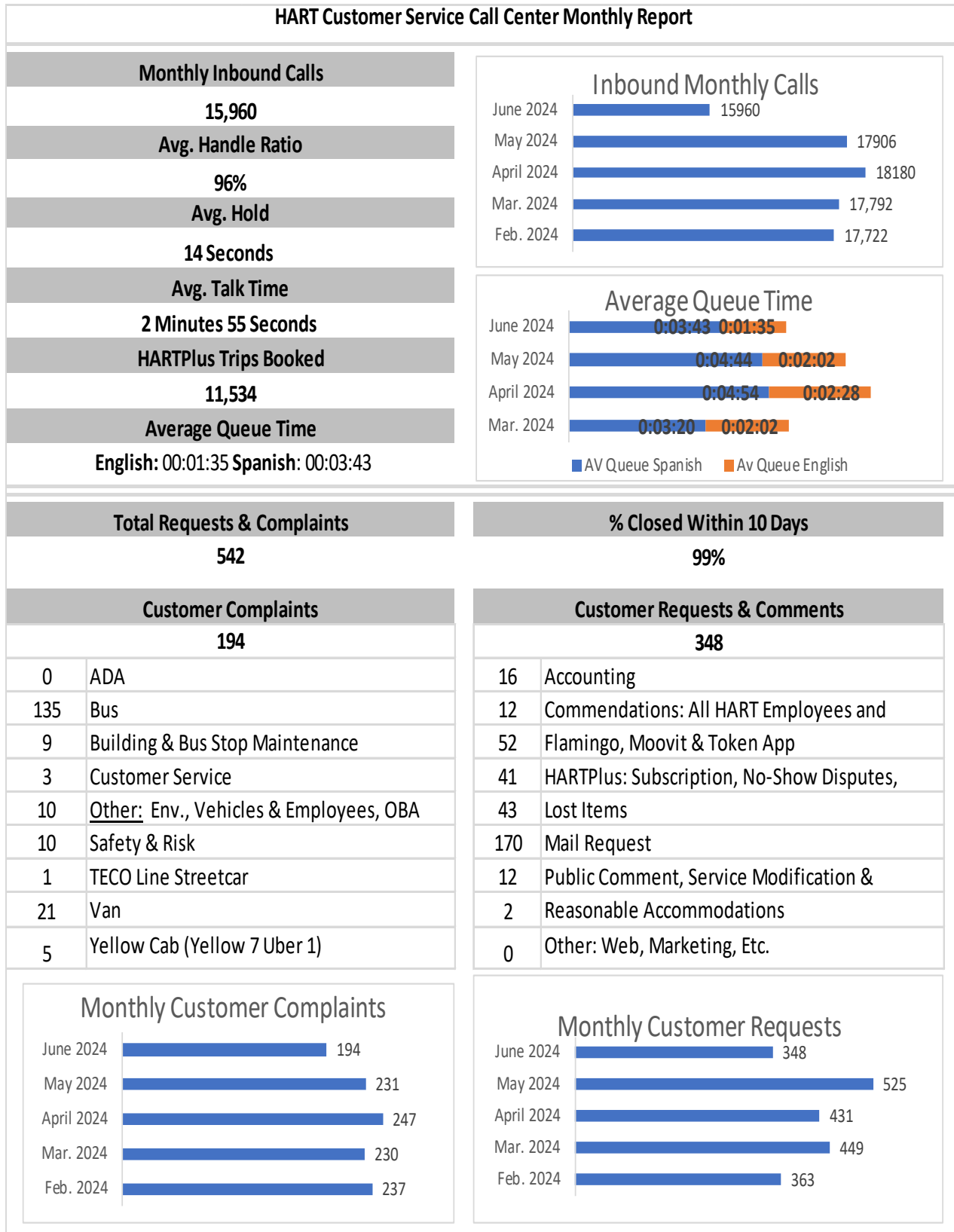
Fleet Statistics

Mode	Active Vehicles	Total Miles	Repair Orders Completed
Fixed Route	132	525,124	562
Flex Service	5	8,390	10
Paratransit	78	130,382	180
Streetcar	8	11,229	29

Facilities Maintenance

	Facility Maintenance	Passenger Amenities
Preventative Maintenance Completed	92	88
Demand Work Orders Completed	17	254
Scheduled Projects	3	2
Completed Projects	3	2

Customer Service and HARTPlus Eligibility Report

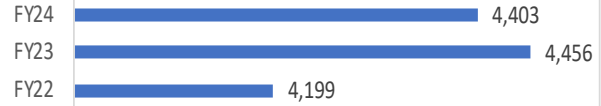


HARTPlus Eligibility Monthly Report

Activity	New	Recerts	Total
Applications Received	165	54	219
Applications Pending	58	14	72
Applications Processed	107	40	147
Conditional	16	16	32
Unconditional	29	16	45
Temporary	28	0	28
Denied	0	0	0
Withdrawn	4	1	5
Incomplete (UTP)	30	7	37

Appeals Received	0
Visitor Status	4
Suspensions	0
Monthly Certified:	105
Total Certified:	4,392

Active HARTPlus Customers



Capital Development**Basic Transit Infrastructure (BTI) Projects****Projects in Design** - Bring the bus stop to ADA compliance

- Hillsborough Avenue at 43rd Street - In Design with Kimley-Horn
- Main Street at Rome Avenue - In Design with McDonald & Burns
- Main Street at Willow Avenue - In Design with McDonald & Burns
- Davis Road Corridor - In Design with Ayers

Projects in Permitting - Bring the bus stop to ADA compliance

- 21st Avenue at 43th Street
- Memorial Highway at George Road

Pre-Construction

- 21st Avenue at 40th Street

Total Purchased Shelters	146
Total Shelters Installed	64
Purchased by HART	139
Purchased by Developer	7

Procurements Tracking

Sole Source Awards Fiscal Year to Date

Date	Awarded To	Description of Goods/Services	No. Awards	Award Amount
10/18/2023	Power & Systems Innovations	American Power Conversion Symmetra Maintenance Renewal	1	\$ 19,558
11/3/2023	Wendel Architecture P.C.	Tank Design Services	1	\$ 55,000
11/8/2023	Power & Systems Innovations	American Power Conversion Symmetra Modular Battery Replacement	1	\$ 34,551
11/29/2023	AngeITrax	Additional Cameras to be Installed on new CNG buses	1	\$ 41,941
12/5/2023	Swiftly Inc.	Swiftly Annual Maintenance Renewal	1	\$ 235,259
12/19/2023	Trapeze Software Group, Inc.	Trapeze Annual Maintenance Renewal	1	\$ 503,636
12/19/2023	Bonfire Interactive LTD	Bonfire Procurement Software	1	\$ 34,107
1/10/2024	Microsoft Corporation	Microsoft Unified Premier Support Plan	1	\$ 103,018
1/27/2024	B2GNow	B2G Vendor Compliance System Software Renewal	1	\$ 23,940
2/2/2024	Balfour Beatty Infrastructure Inc.	Streetcar Substation Training	1	\$ 20,000
2/5/2024	Gomaco Corporation	DC/DC Converter for Streetcar	1	\$ 38,606
2/6/2024	Innovative Cloud Solutions	Microsoft Great Plains and WorkPlace Renewal	1	\$ 113,434
3/7/2024	Preteckt Connected Buses	Predictive Maintenance Hardware and Subscription Services	1	\$ 44,220
3/27/2024	Sutrak Corp	Streetcar Air Conditioning Parts	1	\$ 136,672
5/2/2024	Urban Transportation Association, Inc.	Automatic Passenger Counter, Complete System	1	\$ 29,520
5/23/2024	Trapeze Software Group, Inc.	Trapeze Training for Planning, Customer Service and Operations	1	\$ 80,461
Date	Awarded To	Description of Goods/Services	No. Awards	Award Amount
6/10/2024	Civic Plus	Annual Software License Renewal	1	\$ 43,084
Grand Total			17	\$ 1,557,008

**Architectural & Engineering (A&E) General Consultants Task Order Awards Report
Collective Not-To-Exceed \$3,000,000**

A. Task Orders FY2022

Task Order No.	Award Date	Vendor	Project Description	Award Amount	Amount Remaining
Task Order #1	3/1/2022	WSP USA Inc	Planning & Scheduling	\$ 88,434.07	\$ 2,911,565.93
Task Order #2	5/5/2022	HNTB Corporation	Bus & Bus Transit Grant Application	\$ 33,472.08	\$ 2,878,093.85
Task Order #2	5/13/2022	WSP USA Inc	Transit Development Plan	\$ 219,059.30	\$ 2,659,034.55
Sub Total				\$ 340,965.45	

B. Task Orders FY2023

Task Order No.	Award Date	Vendor	Project Description	Award Amount	Amount Remaining
Task Order #2 Amended	3/2/2023	HNTB Corporation	Raise Grant Support	\$ 59,902.87	\$ 2,599,131.68
Task Order #3	8/7/2023	HNTB Corporation	Neighborhood Access and Equity (NAE) Grant Application	\$ 24,916.34	\$ 2,574,215.34
Task Order #1	8/25/2023	EXP U.S. Services Inc.	Development of Independent Cost Estimate (ICE) for Fixed Route and Paratransit Technology System	\$ 41,902.00	\$ 2,532,313.34
Sub Total				\$ 126,721.21	

C. Task Order FY2024

Task Order No.	Award Date	Vendor	Project Description	Award Amount	Amount Remaining
Task Order #1 Amendment 1	2/9/2024	EXP U.S. Services Inc.	CAD-AVL Evaluation Technical Advisor	\$ 17,581.21	\$ 2,514,732.13
Task Order #1 Amendment 2	4/18/2024	EXP U.S. Services Inc.	CAD-AVL Evaluation Technical Advisor- Additional Support	\$ 29,170.79	\$ 2,485,561.34
Task Order #3	Cancelled	WSP USA Inc	Raise Grant	\$ -	\$ 2,485,561.34
Task Order #4	7/8/2024	WSP USA Inc	Cost Allocation Plan	\$ 28,963.00	\$ 2,456,598.34
Sub Total				\$ 75,715.00	

Bus Transit Infrastructure (BTI) Construction Task Order Awards Report Collective Not-To-Exceed \$5,000,000

A. Task Orders FY2022

Task Order No.	Award Date	Vendor	Project Description	Award Amount	Amount Remaining
Task Order #1	8/17/2022	Flores Construction Co.	Construction landing pads Parsons Avenue Corridor	\$ 55,927.14	\$ 4,944,072.86
Task Order #1	8/24/2022	American Construction Services, Inc of Tampa	Construct bus stop with shelter pad and landing pad 30th Street at Hillsborough Avenue	\$ 59,065.35	\$ 4,885,007.51
Task Order #1	8/26/2022	AJ General Construction Services, Inc	Construct bus stop with shelter pad and landing pad Hillsborough Avenue at Orient Road	\$ 38,272.20	\$ 4,846,735.31
Sub Total				\$ 153,264.69	

B. Task Orders FY2023

Task Order No.	Award Date	Vendor	Project Description	Award Amount	Amount Remaining
Task Order #2	10/25/2022	American Construction Services, Inc of Tampa	Turn-key construction for site improvements at the Casey Road Park and Ride Facility	\$ 87,671.00	\$ 4,759,064.31
Task Order #3	12/9/2022	American Construction Services, Inc of Tampa	Installation of Bus Shelters, Street Furniture, and Amenities	\$ 35,250.00	\$ 4,723,814.31
Task Order #3	12/21/2022	AJ General Construction Services, Inc.	Installation of Bus Shelters, Street Furniture, and Amenities	\$ 27,250.00	\$ 4,696,564.31
Task Order #2	1/5/2023	Flores Construction Co.	Construction Bus Stop with Shelter and Landing Pads Shell Point Road and 24th Street Northeast	\$ 34,300.00	\$ 4,662,264.31
Task Order #4	2/27/2023	American Construction Services Inc of Tampa	Construction Removal and Installation of Bus Shelters	\$ 17,190.00	\$ 4,645,074.31
Task Order #2	3/15/2023	AJ General Construction Services, Inc.	Construction Bus Bays, Shelters Pads, and Landing Pads Tampa Bay Boulevard at Hillsborough Community College Dale Mabry	\$ 201,299.69	\$ 4,443,774.62
Task Order #3	3/16/2023	Flores Construction Co.	Construction Bus Stop with Shelter and Landing Pads West Spruce Street and North Clark Avenue	\$ 34,376.00	\$ 4,409,398.62
Task Order #4	6/23/2023	Flores Construction Co.	Construction Bus Stop with Shelter and Landing Pads, Rowlett Park Drive at Mulberry Drive	\$ 67,449.00	\$ 4,341,949.62
Task Order #5	6/23/2023	Flores Construction Co.	Construction Bus Stop with Shelter and Landing Pads, 34th Street at Lake Avenue Landings	\$ 53,347.00	\$ 4,288,602.62
Task Order #5	7/10/2023	American Construction Services, Inc. of Tampa	Construction Bus Stop with Shelter and Landing Pads, West sides of Falkenburg Road at Martin Luther King Boulevard	\$ 40,866.90	\$ 4,247,735.72
Task Order #4	8/24/2023	AJ General Construction Services, Inc.	Construction Bus Stop with Shelter and Landing Pads, West Himes at Humphrey Street	\$ 66,343.15	\$ 4,181,392.57
Sub Total				\$ 665,342.74	

C. Task Orders FY2024

Task Order No.	Award Date	Vendor	Project Description	Award Amount	Amount Remaining
Task Order #6	10/25/2023	Flores Construction Co.	Construction Bus Stop with Shelter and Landing Pads, Armenia Aveue at Waters Avenue	\$ 75,306.00	\$ 4,106,086.57
Task Order #6	12/5/2023	American Construction Services, Inc. of Tampa	Repair failed and damaged concrete areas located at Dick Greco Plaza Station	\$ 13,167.00	\$ 4,092,919.57
Task Order #7	1/18/2024	American Construction Services, Inc. of Tampa	Rehabilitation of failed and damaged concrete inlets covers at HART Operations Facility	\$ 149,918.00	\$ 3,943,001.57
Task Order #5	1/26/2024	AJ General Construction Services, Inc.	Construction Bus Stop with Shelter and Landing Pads, Columbus Drive at Florida Avenue	\$ 54,347.10	\$ 3,888,654.47
Task Order #6	2/23/2024	AJ General Construction Services, Inc.	Construction Removal and Installation of Bus Shelters	\$ 24,625.00	\$ 3,864,029.47
Task Order #7	4/2/2024	Flores Construction Co.	Construction of Bus Stop, Shelters Pads and Landing Pads, Manhattan Avenue at Oklahoma Avenue	\$ 50,005.00	\$ 3,814,024.47
Sub Total				\$ 367,368.10	

Bus Transit Infrastructure (BTI) A&E Design Services Task Order Awards Report Collective Not-To-Exceed \$2,000,000

A. Task Orders FY2024

Task Order No.	Award Date	Vendor	Project Description	Award Amount	Amount Remaining
Task Order #1	2/13/2024	Kimley-Horn and Associates, Inc.	Design a Bus Stop, Shelter Pad and Landing Pad on north east corner of Hillsborough Avenue and 43rd Street	\$ 35,476.00	\$ 1,964,524.00
Task Order #2	2/26/2024	Kimley-Horn and Associates, Inc.	Stormwater Assessment - HART Operations	\$ 50,406.00	\$ 1,914,118.00
Task Order #3	2/26/2024	Kimley-Horn and Associates, Inc.	Initial Assessment Review for Documented Categorical Exclusions (DCE) - HART Operations	\$ 40,300.00	\$ 1,873,818.00
Task Order #1	4/15/2024	Burns & McDonnell Engineering Company, Inc.	Bus Stop Infrastructure Design Main Street at Willow Avenue & Rome Avenue Shelter and Landing Pads	\$ 68,102.15	\$ 1,805,715.85
Task Order #1	6/27/2024	Ayres Associates Inc.	Bus Stop Infrastructure Design Shelter and Landing Pads at Intersection of Davis Road at Allen Lane and Davis Road at Copeland Road	\$ 61,659.24	\$ 1,744,056.61
Task Order #4	7/16/2024	Kimley-Horn and Associates, Inc.	Design Services at Operational Control Center (OCC) Expansion Services	\$ 114,928.00	\$ 1,629,128.61
Sub Total				\$ 370,871.39	

General Consultant Services – Pinellas Suncoast Transit Authority (PSTA) Piggyback - FY2024

Task Order No.	Award Date	Vendor	Project Description	Award Amount
Task Order #1	12/1/2023	WSP USA	Staff Augmentation	\$ 60,000.00
Task Order #2	12/1/2023	WSP USA	Strategic Services	\$ 30,000.00
Sub Total				\$ 90,000.00

Notice of Solicitations Issued FY24

Release Date Per Procurement Plan	Contract Description	Solicitation Method	Funding	Base Period	Option Period	Estimated Cost
10/16/2023	Streetcar Midlife Rehabilitation Services	IFB	Federal	3	2	\$ 4,105,500
10/31/2023	Chief Negotiator /CBA Negotiations	RFP	Operating	3	2	\$ 308,500
11/20/2023	Industrial, Hardware, Janitorial and Safety Supplies	RFP	Operating	3	2	\$ 1,849,000
11/30/2023	Fogmaker Fire Suppression Inspection and Repair	IFB	Operating	3	2	\$ 500,000
12/8/2023	Roof Coating - Heavy Maintenance Building	IFB	Federal	11 weeks	N/A	\$ 955,406
1/2/2024	Landscaping	RFP	Operating	2	1	\$ 225,000
1/16/2024	Vending & Fresh Micro Market	RFP	Revenue	5	N/A	N/A
2/2/2024	Cisco Webex Flex	RFQ	Operating	3	N/A	\$ 75,000
2/14/2024	Cisco Access Switches	IFB	Federal	N/A	N/A	\$ 132,366
3/8/2024	Paratransit Consultant Services	RFP	Operating	1	1	\$ 70,000
4/10/2024	Commercial Batteries	IFB	Operating	3	2	\$ 2,705,257
4/30/2024	Diesel and Unleaded Fuel	IFB	Operating	1	4	\$ 29,000,000
5/6/2024	Actuarial Services	RFP	Operating	3	2	\$ 44,625
5/24/2024	Executive Search and Recruiting Services	RFP	Operating	2	3	\$ 46,552
6/4/2024	Microsoft Enterprise Renewal	RFQ	Operating	1	N/A	\$ 325,000
6/10/2024	Ybor Boardroom AV Upgrade	RFP	Federal	6 months	N/A	\$ 333,514
7/3/2024	Network Storage	IFB	Federal	6 months	N/A	\$ 87,723
7/8/2024	General Consulting Services	RFQS	Grants	3	2	\$ 5,000,000
7/11/2024	Bus Mid-Life Overhaul	IFB	Federal	3	2	\$ 4,300,000

Release Date Per Procurement Plan	Contract Description	Solicitation Method	Funding	Base Period	Option Period	Estimated Cost
7/15/2024	Smartnet Maintenance Agreement Renewal	IFB	Operating	1	N/A	\$ 200,000
7/22/2024	Emerging Technology and Amenities	RFP	State Grant	3	2	\$ 3,713,058
7/24/2024	Rack Migration for Access Layer Switches - 21st Avenue	IFB	Federal	6 months	N/A	\$ 24,350
8/1/2024	Tie Replacement	IFB	State Grant	5	N/A	\$ 213,580
Grand Total						\$ 50,263,443

Risk Department**Bodily Injury and Property Damage Claims**

	May 2024	June 2024	June 2023 Comparison
Opened Claims	10	9	34
Closed Claims	22	14	45
Outstanding Reserves	\$717,652.97	\$721,642.29	\$662,977.22
Total Open Claims	126	127	235

This represents a 9% or \$58,665.07 increase in claim reserves since June 2023.

Workers' Compensation Claims

	May 2024	June 2024	June 2023 Comparison
Opened Claims	2	4	5
Closed Claims	4	5	6
Outstanding Reserves	\$492,786.45	\$515,039.04	\$567,752.18
Total Open Claims	22	23	28

This represents a 9% or \$52,713.14 decrease in claim reserves since June 2023.

Litigation and Claims Committee

In accordance with the HART Board policy (710 Risk Management – Settlement Policy), staff is to notify the Board about all settlements for amounts greater than \$50,000.

Settlement authority for HART Risk Claim # B133AL0103-02 was approved by the Litigation and Claims Committee on June 17, 2024.

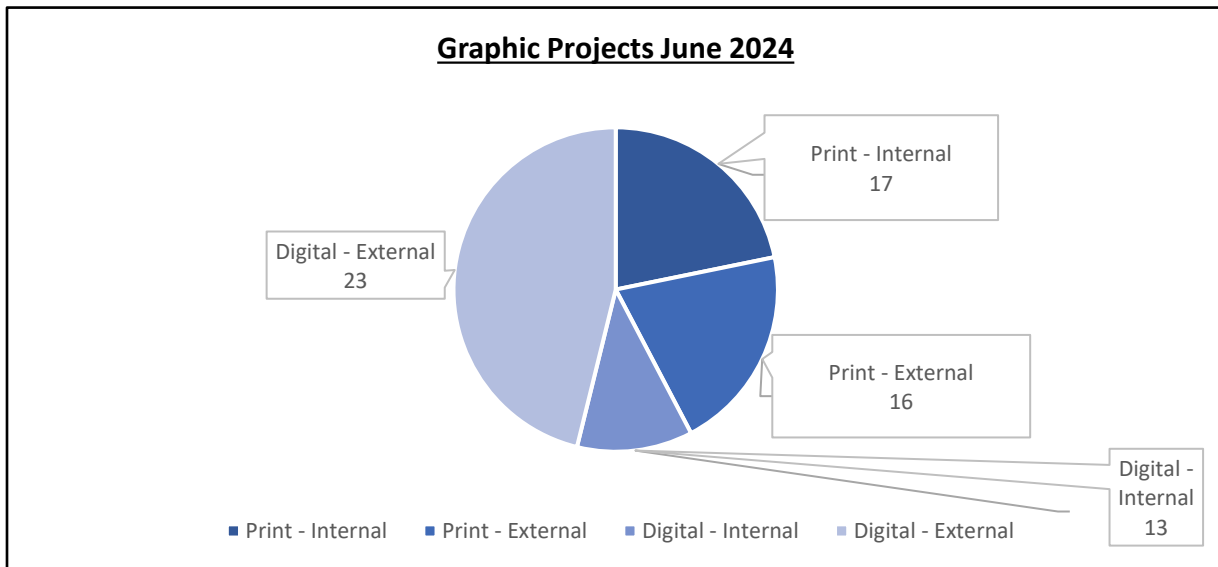
Communications and Marketing

Creative Services

	June 2024	YTD *
Graphics Projects completed **	69	1101

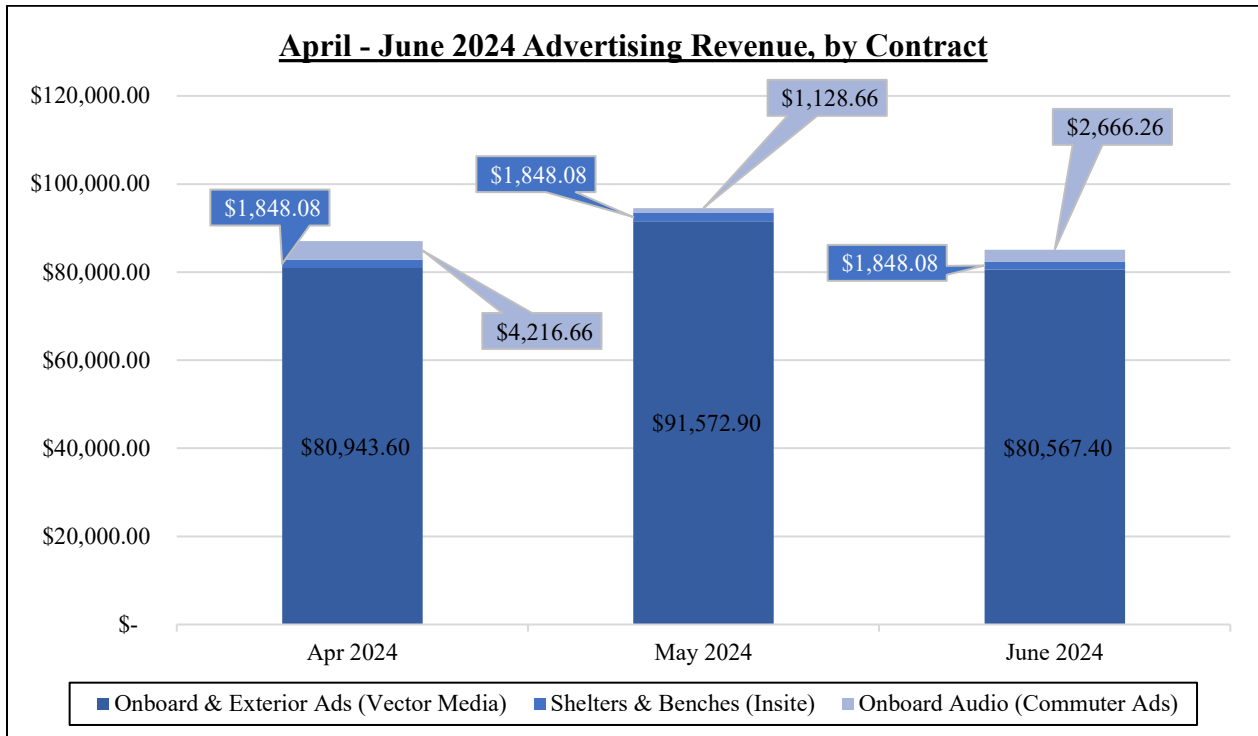
*YTD = Fiscal Year-to-Date (Oct 2023-Sept 2024)

**Developed in-house by Marketing in support of HART initiatives

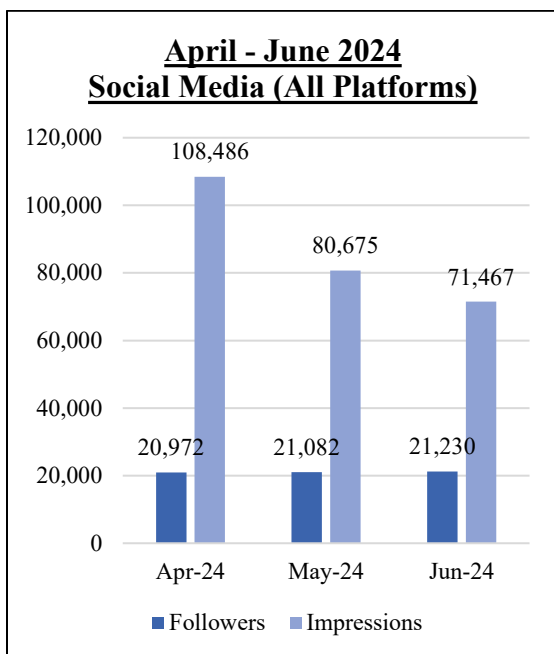


Creative Services Projects Highlights	
Employee Town Hall with Chair Viera Material	Emergency Service Hurricane Season Material
Take our Survey! Collateral (Customer)	Service Development Info Sessions Collateral
HART Celebrates Disability Pride Month Material	Monitor Graphics for Employee Promotions / Anniversaries

Transit Advertising



Social Media



Media/External Communication

Press Releases/Community Communication	Date
Media Release – Friday Evening Storm Impacts HART Facility (HM Building)	6/15/24
Media Release – HART Launches Customer Satisfaction Survey	6/17/24
E-Blast – Take the HART Customer Survey	6/17/24

Recent Media Coverage	URL
Tampa Bay Business Journal	Hillsborough Transit Authority to undergo analysis of operations - Tampa Bay Business Journal (bizjournals.com)
Tampa Bay Business Journal	HART, THEA and Port Tampa Bay miss out on infrastructure funds - Tampa Bay Business Journal (bizjournals.com)
Tampa Bay Business Journal	TECO streetcar station proposed for Ybor City's Gasworx district - Tampa Bay Business Journal (bizjournals.com)
WUSF	HART will not face a fiscal cliff this year, new projections show WUSF
Bay News 9	Storms Damage HART Facility, Cause Power Outage (baynews9.com)
Tampa Bay Business Journal	HART vs. Young Israel of Tampa could go to Supreme Court - Tampa Bay Business Journal (bizjournals.com)
Osprey Observer	HART Bus Offers Door-to-door Service With Some Programs Osprey Observer
WTSP	Hillsborough Transit Authority rolls out surveys to hear from riders (youtube.com)
FOX 13	TVEyes Media Monitoring Suite - [Transcript] – Streetcar station
Florida Politics	Thomas Hobbs, Brian McElpatrick appointed to Hillsborough transit board (floridapolitics.com)
Tampa Bay Business Journal	DeSantis fills long-vacant spots on HART's board - Tampa Bay Business Journal (bizjournals.com)
Osprey Observer	Residents Needing A Ride May Be Eligible For The Sunshine Line Osprey Observer

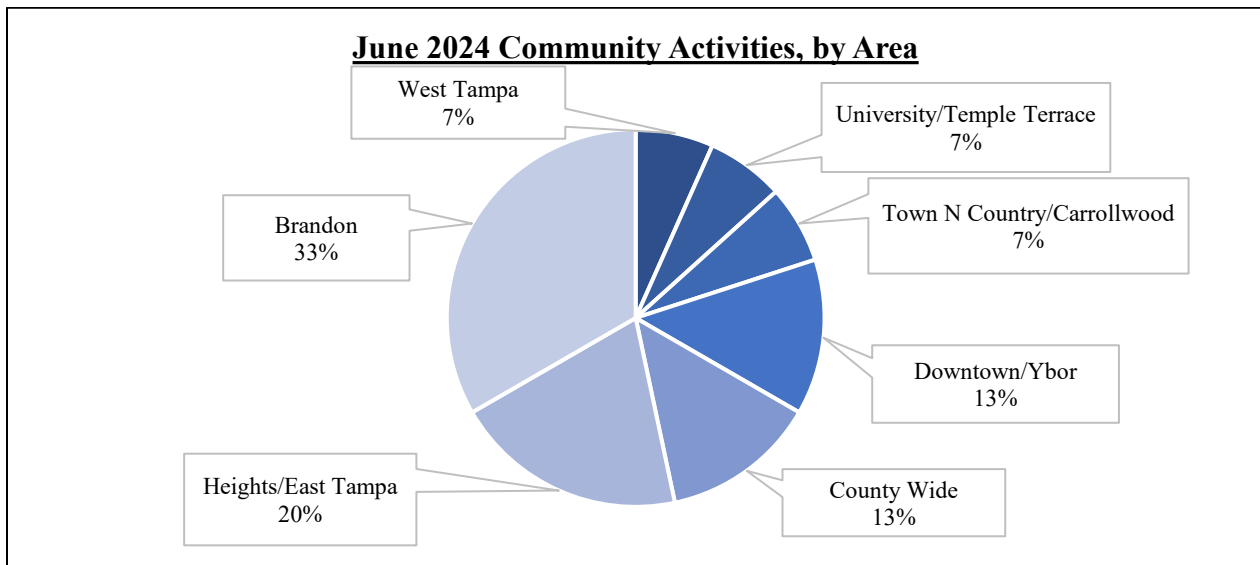
Community & Business Engagement

	June 2024	YTD *
Activities attended	15	105
# People engaged **	526	5,958
# People reached ***	1,498	32,695

*YTD = Fiscal Year-to-Date (Oct 2023-Sept 2024)

**Engages represents who interacted directly with staff

*** Reached represents who were exposed to HART’s brand visibility through various communication channels

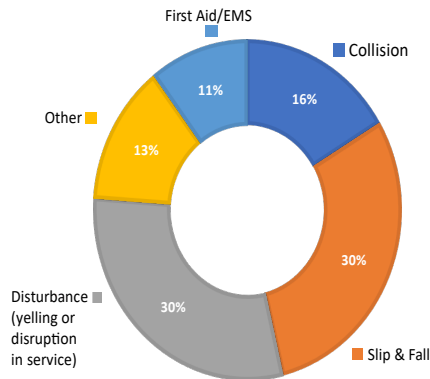


Community Activity Highlights	
Kids With a Call Summer Youth Presentation	Children’s Board Hurricane Preparedness Presentation
Feeding Tampa Bay Employee Health Fair	2nd Annual Government Career Fair
ROC The Block Juneteenth Celebration	Juneteenth Freedom Day Mini-Fair
Progress Village Community Meeting	Unity In Our Community

Human Resources

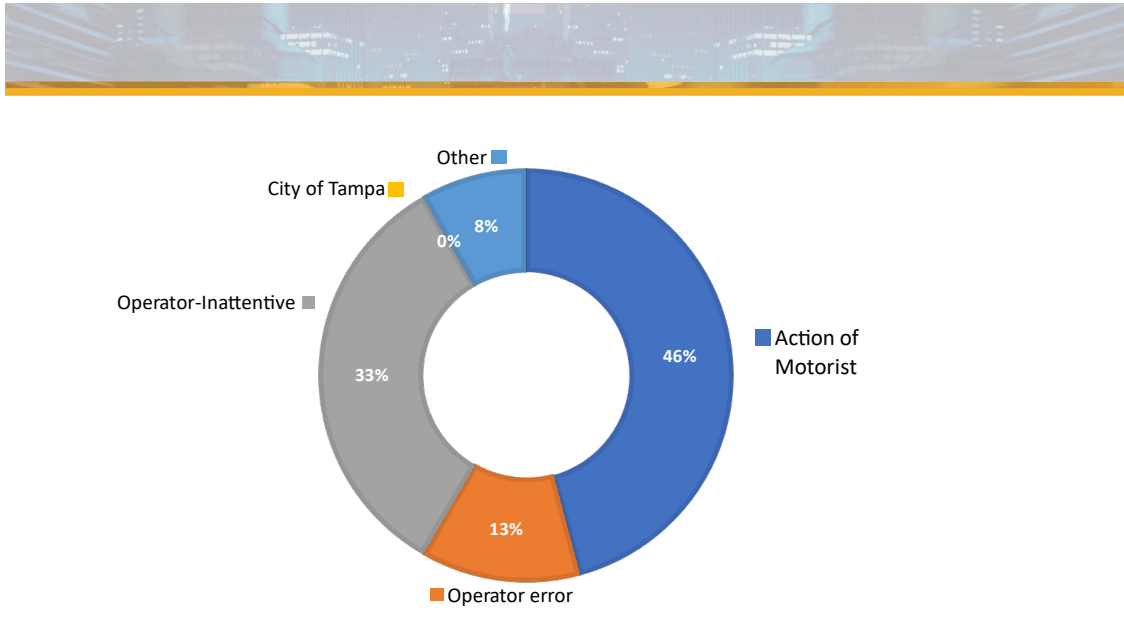
Employee Snapshot	
Total Head Count	762
New Hires	16
Terminations	14
Current Vacancies	21

Safety, Security, and Training



Nature of Incident	Number of Incidents
Collision	11
Slip & Fall	20
Disturbance (yelling or disruption in service)	20
Other	9
First Aid/EMS	7
Additional Captured Events	
Assault	0
BIOHAZARD	1
Crime	0
Damage Report	6
Debris on Right of Way	0
Fare (Refusal to pay or Underpays Fare)	7
First Aid Only	1
Fixed Object/Mirror	6
HART Employee Complaint	3
HART Hits POV	1
Mirror to Mirror	7
Missed Hard Meet	3
Non- Physical Assault	1
Patron Closed in Door	4
Pole Dewirement	1
Pov Strikes HART	3
Projectiles	0
Split Switch	0
Tree (Branches/Bushes)	0
Trespass From System Violent	0
Vandalism	5
Verbal Altercation Report	6
Verbal Assault	4
Weapon (must be properly identified)	0
TOTAL Number of Incidents	126

Root Cause Analysis



Root Cause	Number of Incidents
Action of Motorist	11
Operator – Inattentive	8
City of Tampa	0
Imprudent Customer Actions	0
Equipment Failure	0
Other	2
Operator Error (Wrong decision was made causing incident Accident)	3
TOTAL Number of Incidents	24

Information Technology (IT)

- Currently working with FDOT and The City Tampa testing Traffic Signal Priority (TSP) pilot project on 13 fixed route buses for the initial pilot.
- Final design stage of upgrading our Streetcar interlock security cameras.
- Working on the deployment of new access layer switches at our 21st Ave location data center, replacing the end-of-life access layer switches.
- User acceptance testing has started for our Trapeze application suite upgrade project.
- Final phase of upgrading our Automatic Passenger Counter (APC) application. This application is used by our planning and scheduling department for determining ridership data.
- Planning phase of migrating HART's DNS records to support a more redundant infrastructure.
- IT in collaboration with the maintenance department and Hillsborough County Sheriff's Office (HCSO) and Communications International (CI) (they are a consultant for the County's Radio system) to upgrade HART's radio infrastructure.
- Final deployment stage for Multifactor authentication (MFA) to support any remote connections to HART's infrastructure.
- Deployed Multifactor authentication (MFA) which will add a layer of cyber security protection to the sign-in process for HART's bargaining employees.
- Processed 314 Service Desk tickets in the month of June 2024. 170 in total were closed fast track with 125 closed in less than 24 hours. As of June 30, 2024, there were 19 Service Desk tickets pending.

Finance

BUDGET TO ACTUAL

Period Ending June 30, 2024				
Revenues				
	Year to Date 6/30/24			
	Annual Budget	YTD Actual	Budget to Actual Fav (Unfav)	% of Budget
<u>Operating Revenues:</u>				
Ad Valorem	\$ 72,865,413	\$ 73,765,359	\$ 899,946	101%
Ad Valorem transfer to Capital	-	-	-	0%
Federal Operating Grants	33,552,108	9,364,107	(24,188,001)	28%
State Operating Grants	6,906,138	3,217,444	(3,688,694)	47%
Fare Revenues	8,797,549	7,578,547	(1,219,002)	86%
Local Operating Contributions	1,317,750	988,313	(329,437)	75%
Advertising Income	1,500,000	760,121	(739,879)	51%
Other Income	579,998	1,861,449	1,281,451	321%
Tampa Historic Streetcar, Inc.	941,012	-	(941,012)	0%
Interest Income	751,000	2,052,376	1,301,376	273%
Fund Balance Transfer to Fund Reserve	(18,522,188)	(10,000,000)	(8,522,188)	54%
Total Operating Revenues	\$ 108,688,780	\$ 89,587,716	\$ (36,145,440)	82%
Expenses				
	Year to Date 6/30/24			
	Annual Budget	YTD Actual	Budget to Actual Fav (Unfav)	% of Budget
<u>Operating Expenses:</u>				
Salaries and Wages	\$ 54,388,999	\$ 38,788,087	\$ 15,600,912	71%
Fringe Benefits	24,155,645	20,317,766	3,837,879	84%
Parts and Supplies	6,145,664	4,705,911	1,439,753	77%
Insurance Costs	3,255,064	4,071,165	(816,101)	125%
Fuel and Oil	4,969,632	2,960,055	2,009,577	60%
Operational Contract Services	9,899,461	6,621,194	3,278,267	67%
Administrative Contract Services	2,197,416	819,140	1,378,276	37%
Legal Services	802,317	229,264	573,053	29%
Utilities	1,117,678	891,316	226,362	80%
Marketing and Printing	297,336	233,043	64,293	78%
Administrative Other	1,195,120	1,989,586	(794,466)	166%
Taxes and Fees	264,448	125,879	138,569	48%
Total Operating Expenses	\$ 108,688,780	\$ 81,752,406	\$ 26,936,374	75%

FINANCIAL HIGHLIGHTS

Key Information Points:

- This status report covers nine months (75.0%) of the Fiscal Year 2024.
- Total year to date revenue is 82% of budget
- Total year to date operating expense is 75% of budget

2024 Revenue:

- Ad Valorem revenue is currently at 101% of budget due to the timing of the Ad Valorem taxes which are primarily received in the first 4 months of the fiscal year. Total Ad Valorem revenue for 2024 is projected to be \$74M.
- The unfavorable balance in the 2024 Federal Operating Grants YTD and 2024 State Operating Grants is due to the timing of expenditures and the requests for reimbursement.
- Fare Revenues are trending slightly above budget at 86% YTD.
- Advertising income – Unfavorable variance is due to timing of the receipt of revenue payments and the minimum guarantee being waived by the advertising contractor for 1st quarter of FY 2024 (\$185,000) due to restrictions placed on them.
- Other income favorable variance is due to \$1.4M in prior years alternative fuel tax credit being recognized in current year.
- Funding for the Tampa Historic Streetcar will be billed to the City of Tampa in the 4th quarter of FY2024. The amount billed is the reconciling amount to cover any deficits incurred in the operations of the streetcar.
- Interest income is favorable to budget due to higher than anticipated interest rates.
- Fund Balance Transfer to Reserve is projected to be complete prior to year-end.

2024 Expenses:

- Total expenses are trending on target at 75%.
- Salaries are slightly under budget at 71%
- Fringe is coming in at 84% of budget. due to a higher than budgeted claims. (Fringe includes health, dental, life and accidental death & disability insurance).
- Insurance costs are at 125% of budget due to higher than budgeted insurance claims year to date. Note: this line item is for all insurance costs excluding health, dental, life and accidental death and disability insurance as reflected in fringe benefits.
- Fuel and Oil is at 60% of budget due to lower than budgeted fuel costs.
- Administrative Other are at 166% of budget due to property appraiser fees (\$298k) and tax collector commissions (\$918k). Additional projected expenses for these fees through year end are projected at \$150,000. These expenses are offset by favorable variances in other accounts.

CASH POSITION as of June 30, 2024

HART cash is managed in two banking accounts. The tables below depict HART's operating and reserve cash position as of June 30, 2024

The Synovus account which is used for operations, is a concentration checking account for the receipt of deposits and the management of Payroll and Accounts Payable disbursements.

The Florida PRIME accounts are used for reserves and general surplus operating cash on hand. Florida PRIME is the State of Florida's local government investment pool. Considered low-risk and conservative in its investment strategy, Florida PRIME allows HART to attain higher yield interest compared to that of a typical bank account.

Required Reserves are based on Board policy.

	Cash on Hand As of 6/30/2024	Cash on Hand As of 6/30/2024			
Operating Cash on Hand					
General Prime	\$ 11,383,431	\$15,949,365			
Checking Synovus	12,341,509	4,880,572			
Operating Cash on Hand	\$ 23,724,940	\$ 20,829,937			
	Bank Balance As of 6/30/2024	Required Reserves	Surplus (Defecit)		
Reserves					
Restricted for Capital	\$ 4,876,005	\$ 4,500,000	\$ 376,005		
Restricted for Operating Reserves	28,646,001	27,172,195	1,473,806		
Restricted for Self-Insurance Risk Reserve	2,948,920	2,935,080	13,840		
Restricted for Self-Insurance Medical Reserve	708,460	705,000	3,460		
Restricted for FTA Liability	1,318,611	-	1,318,611		
Total Reserves	\$ 38,497,997	\$ 35,312,275	\$ 3,185,722		
TOTAL CASH (operating and reserves)	\$ 62,222,937				

Reserves for Capital is set aside for capital program matching funds.

Per policy, the Restricted for Operating reserves account should equal 90 days of operating expense or \$27,172,195. Per the 2024 budget, an additional \$18,552,188 will be added to the operating reserve in FY24. As of June 30, 2024, \$10M of the FY24 budgeted \$18,552,188 has been added to the reserve resulting in a balance of \$28,517,217.

Self-insurance for risk and self-insurance for medical are calculated annually based on the actuarial report.

Reserves for FTA liability is not required by Board policy but is set aside for repayment to FTA in the event of loss or destroyed federally funded assets.